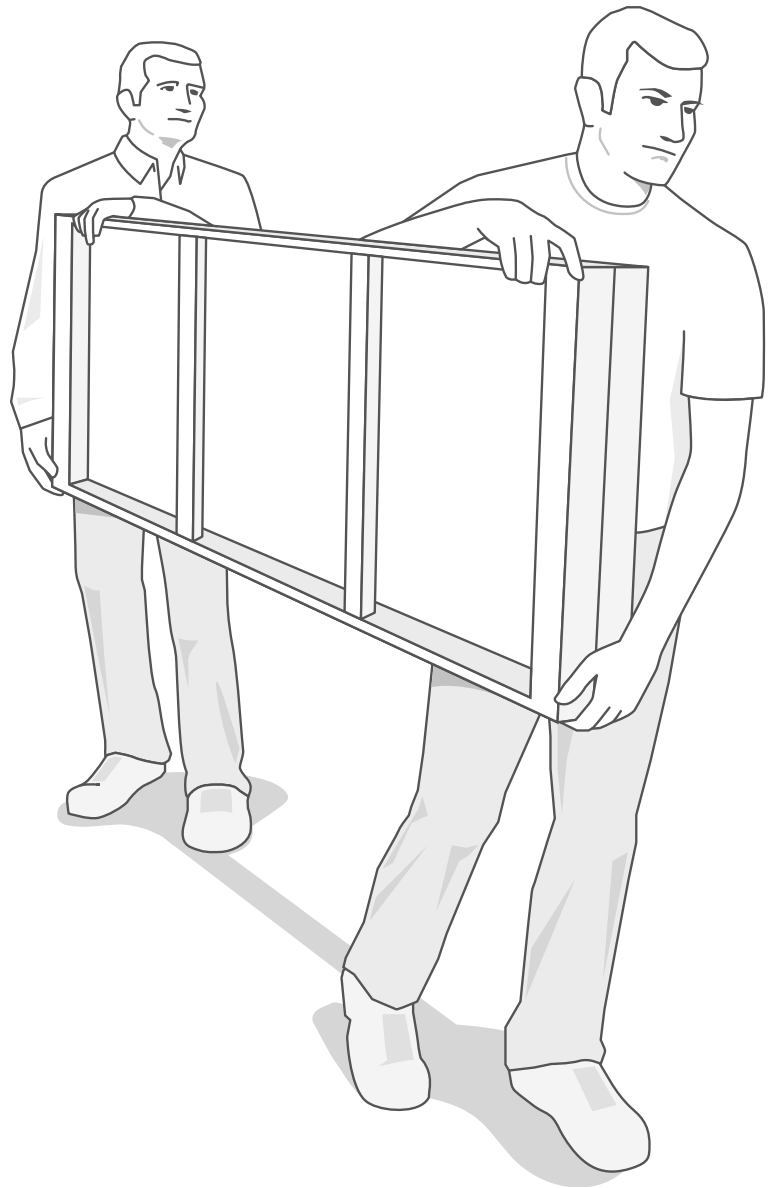

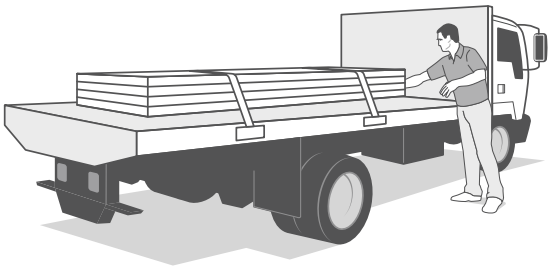



GARAGE DOOR


HANDLING & TRANSPORTATION GUIDE



**GARAGE DOORS CAN BE EASILY CRUSHED, CREASED, DENTED AND
DAMAGED BY IMPROPER HANDLING AND TRANSPORTATION**

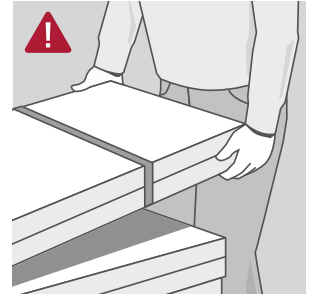
CARRY A GARAGE DOOR

DO

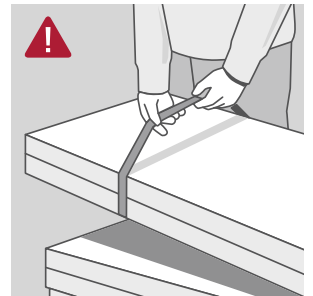


- ✓ Use two people to carry
- ✓ Carry on edge to prevent creasing

DON'T



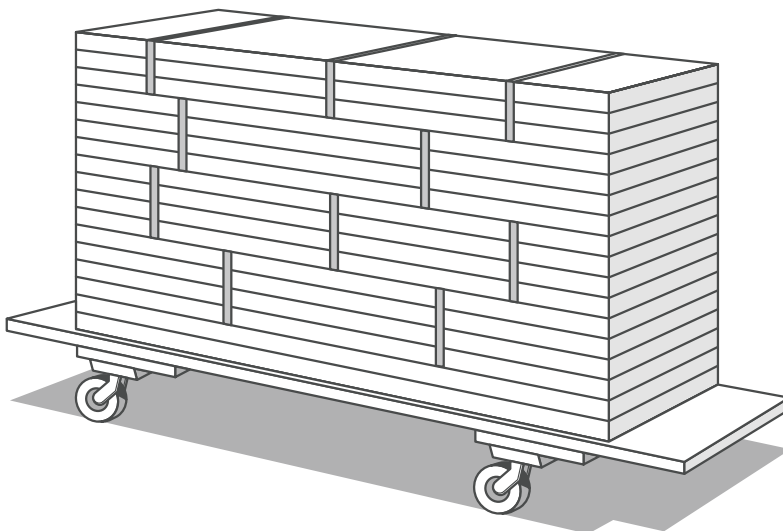
- ✗ Never carry flat



- ✗ Never lift or carry by strapping
- ✗ Never drop doors

STACKING DOORS ON A TRANSPORT CART

DO



- ✓ Use only the correct length garage door carts to transport product
- ✓ Stack doors straight and even
- ✓ Doors must be fully supported at all times

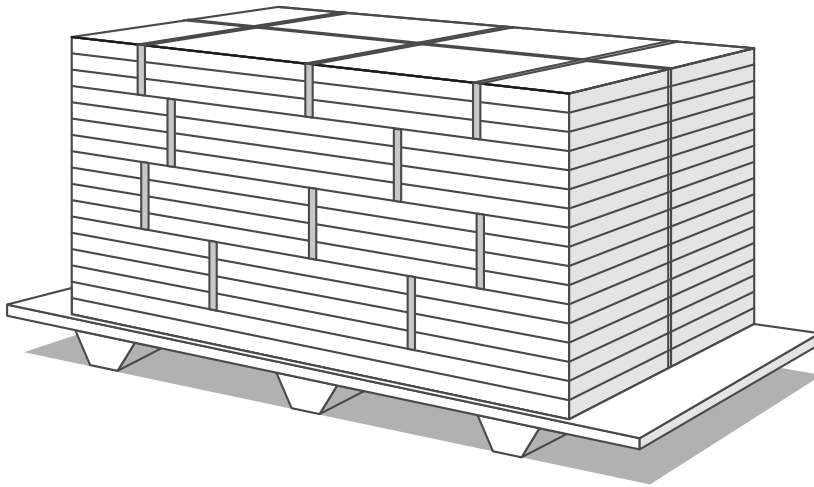
DON'T



- ✗ Never stack doors unevenly or in differing lengths
- ✗ Never allow doors to extend beyond length of the cart
- ✗ Never use lumber carts

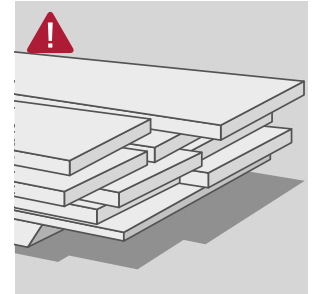
STACKING DOORS ON A PALLET

DO



- ✓ Place doors on correct length pallet that fully supports product
- ✓ Keep stack height low
- ✓ Keep doors straight and even
- ✓ Place heavy doors on bottom


DON'T



- ✗ Never stack doors unevenly or in differing lengths
- ✗ Never allow doors to extend beyond the pallet

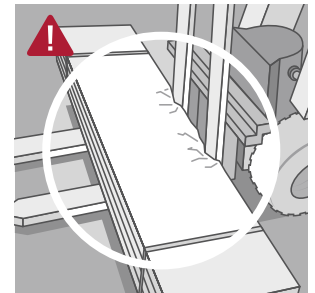
FORKLIFTING PALLETS

DO



- ✓ Lift in the center of the pallet for the best balance
- ✓ Leave a small gap between forklift guard and doors to prevent denting or crushing

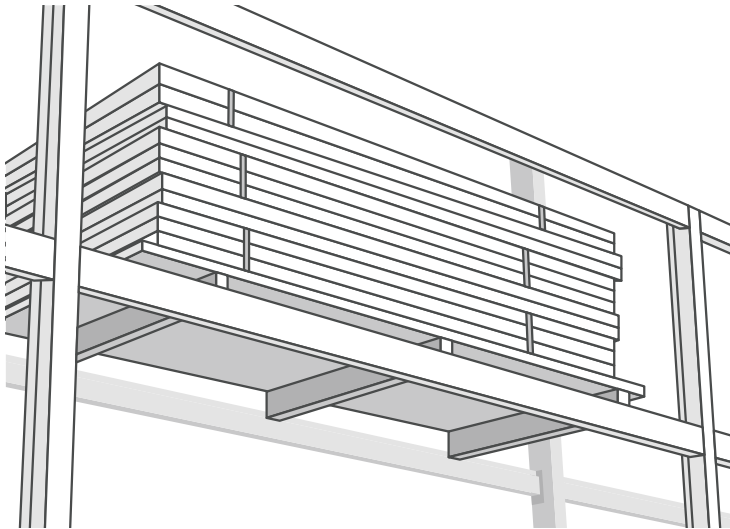
DON'T



- ✗ Never force forklift into doors
- ✗ Never lift doors directly with forks. Always place forks under pallet.

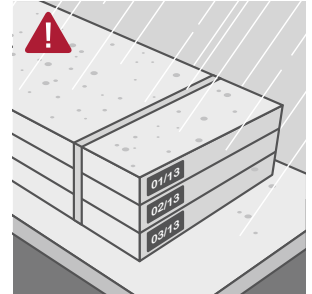
RACK STORAGE & MAINTENANCE

DO



- ✓ Rotate stock: Sell oldest inventory first (look at label dates)
- ✓ Keep the packaging looking fresh
- ✓ Keep racking organized and neat

DON'T



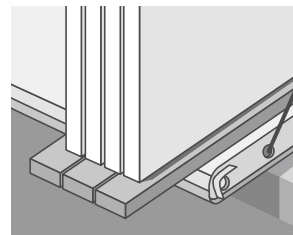
- ✗ Do not expose to unnecessary weather conditions
- ✗ Do not sell the newest inventory if older exists

LOADING INTO A PICKUP TRUCK

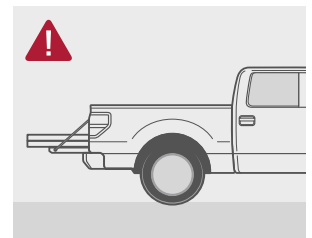
DO



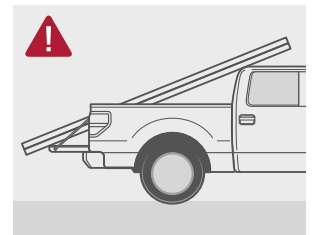
- ✓ Transport doors on their edge
- ✓ Protect edges with a blanket or cardboard
- ✓ Secure doors before transport
- ✓ If door sections overhang truck bed, support entire length with rigid board and tape flag to overhanging end



DON'T



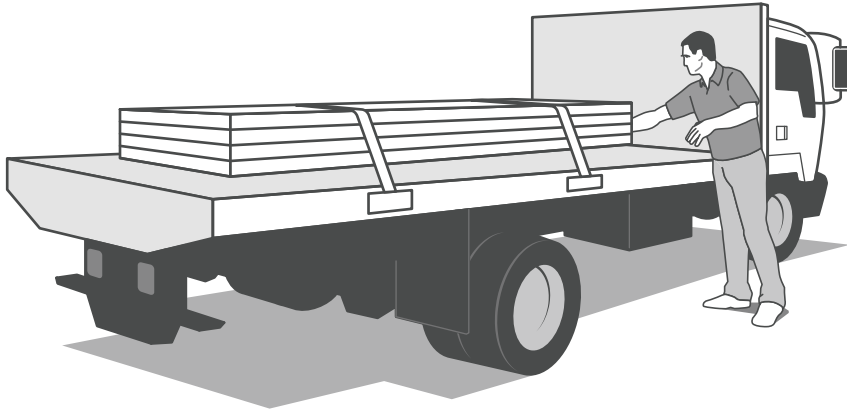
- ✗ Never transport doors flat unless entire length of door is supported



- ✗ Never transport doors over roof of car or truck cab

LOADING ON A FLATBED DELIVERY TRUCK

DO

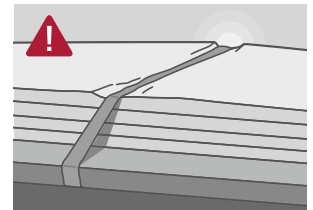


- ✓ Lay doors on flat supporting surface, preferably the bed of the truck
- ✓ Gently secure straps and protect door edges

DON'T



- ✗ Never lay door on top of uneven lumber
- ✗ Never place other product on top of doors



- ✗ Never overtighten straps



GARAGE DOORS CAN BE EASILY CRUSHED, CREASED, DENTED AND DAMAGED BY IMPROPER HANDLING AND TRANSPORTATION

PLEASE USE GREAT CARE

