



Model 4200 in Standard White with Colonial 509 Windows

Bronze Series models are designed for beautiful, long-lasting performance. A short traditional raised panel style, multiple color options and a wide range of decorative window options create a door that fits your budget and enhances your home's curb appeal.

PAINT SYSTEM
LIMITED WARRANTY
15
YEAR

WINDOW
LIMITED WARRANTY
10
YEAR

HARDWARE
LIMITED WARRANTY
3
YEAR




CONSTRUCTION AND FINISH

- One-layer steel construction is durable and economical.
- Traditional raised panel design for improved curb appeal.
- Woodgrain textured short raised panel designs complement traditional home styles.



Decorative panel edging and natural embossed woodgrain texture improve appearance close-up and from the curb.

DOOR STYLE



Traditional Raised Panel – Model 4200

COLOR OPTIONS



Standard White Almond Desert Tan Sandtone Chocolate

Due to the printing process, colors may vary.

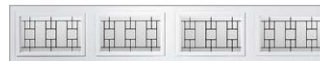
WINDOWS



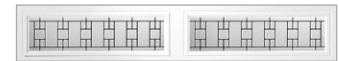
Plain Short



Plain Long



Trenton® Short



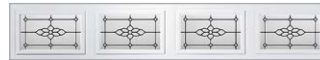
Trenton® Long



Colonial 509



Stockton 612



Kristin® Short




Kristin® Long



Charleston 508



Charleston 608



Carlisle® Short



Carlisle® Long



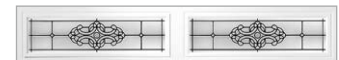
Prairie 510



Prairie 610



Roselle® Short



Roselle® Long



Madison 611



Madison Arch 613



Tuscany Short*



Tuscany Long*



Sunset 501 (8', 9', 12', 16', 17', 18', 20' widths only)



Sunset 502 (7', 7'6", 12' widths only)



Orleans Short*



Orleans Long*



Sunset 503 (8', 9', 16', 17', 18' widths only)



Sunset 504 (14', 15', 15'6" widths only)



Sunset 506 (10', 20' widths only)



Sunset 505 (16', 17', 18' widths only)



Sunset 605 (15', 16', 17', 18' widths, Long Panel doors only)



Sunset 601



Sunset 603

*Available non-insulated only.